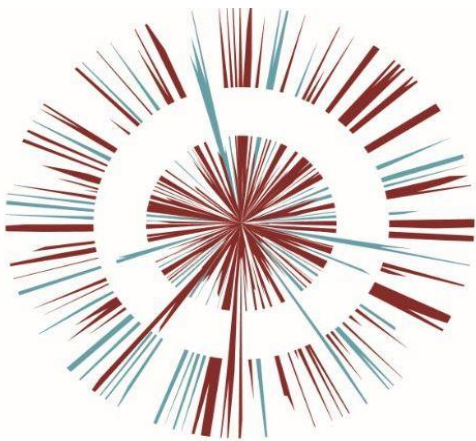


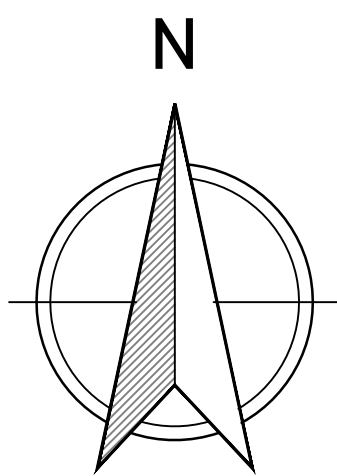


OMEGA ZONE 8, ST HELENS


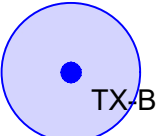


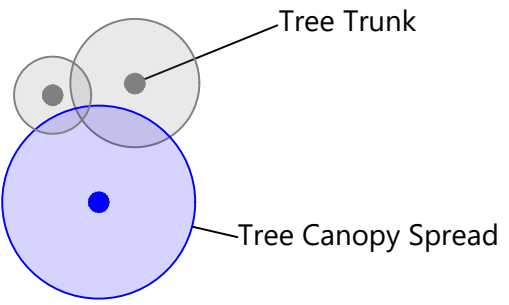

Omega St Helens Ltd / T. J. Morris Limited



Document Title
ES Vol. 2 Appendix 9.19
Tree Protective Fencing
Document No. OPP DOC.11.22q



LEGEND:

-  TX-A Category A - Trees of High Quality
-  TX-B Category B - Trees of Moderate Quality
-  TX-C Category C - Trees of Low Quality
-  TX-U Category U - Trees Unsuitable for Retention
-  Tree Trunk
Tree Canopy Spread
-  Tree Protection Fencing

Tree Protective Fencing



Drawing No.: 16903-16ES_A

Revision Dates

A	B	C	D
16/12/19			

the **ecology Practice**
0845 602 3822
www.ecologypractice.co.uk

Tree Protection Fencing

Tree protection fencing is to be installed at the positions shown at the commencement of works, before any ground works or soil stripping are carried out and before vehicles or materials are brought onto site.

The fencing will consist of a vertical and horizontal scaffold framework which is well braced to resist impacts as shown above. The areas enclosed are to be maintained as a total exclusion zone to all construction activity. All-weather warning notices will be attached to the fencing to clearly identify the area as a tree protection exclusion zone into which access is not permitted.

No working activity, storage of materials, ground level changes, excavations or vehicular access is permitted within the protected area. Once erected, the protected area are to be regarded as sacrosanct and the fencing must not be removed or altered unless recommended by the project Arboriculturist and, where necessary, approval from the local planning authority.

