
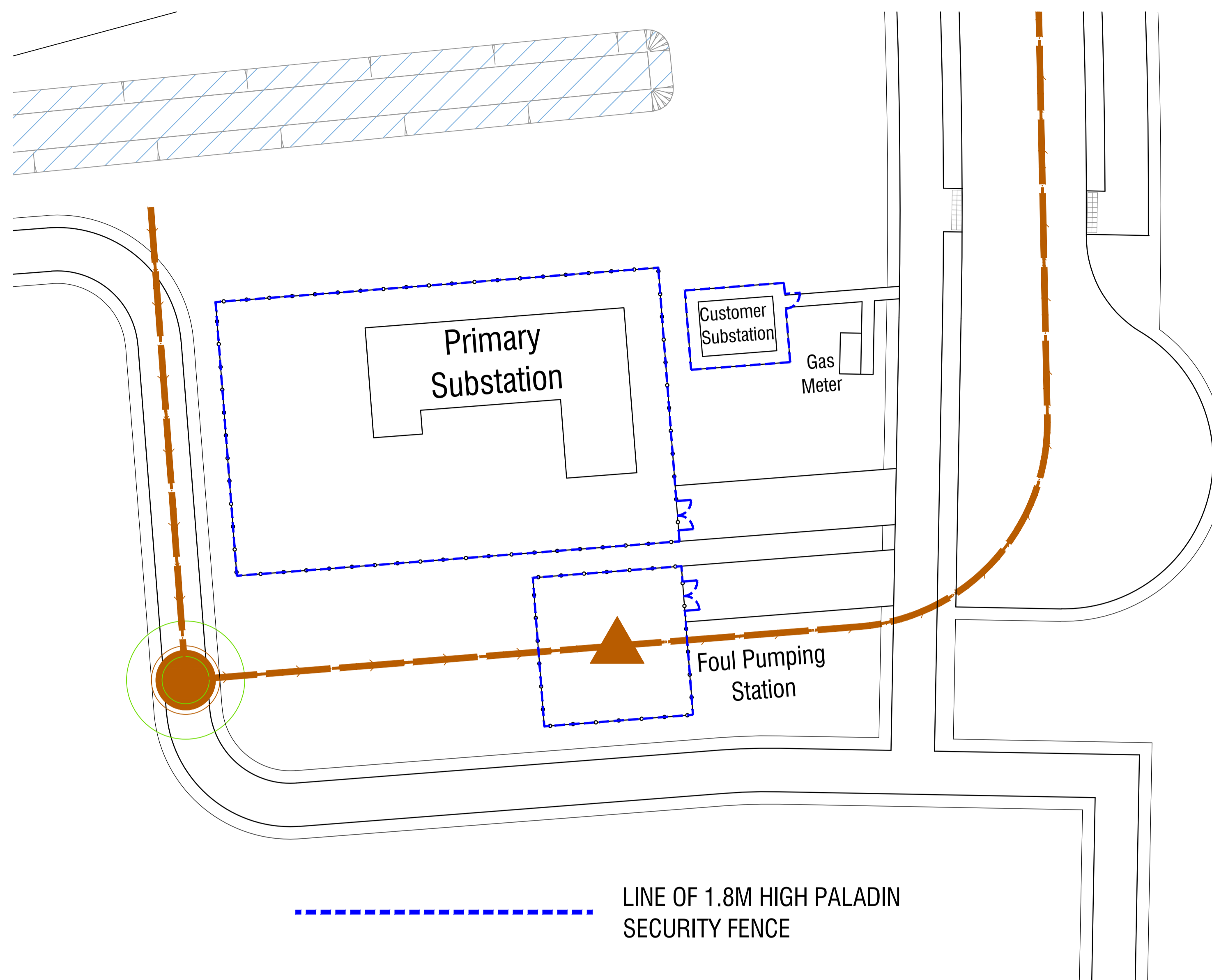
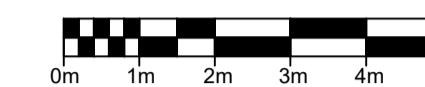



NOTES:  
 Copyright Chetwoods (Birmingham) Limited. No implied licence exists.  
 Contractors must verify all dimensions on site before commencing any work or shop drawings. This drawing is not to be scaled. Use figured dimensions only.  
 Subject to statutory approvals and survey.  
 Building areas are liable to adjustment over the course of the design process due to the ongoing construction detailing developments.  
 Please note the information contained within this drawing is solely for the benefit of the employer and should not be relied upon by third parties.  
 The CDM hazard management procedures for the Chetwoods aspects of the design of this project are to be found on the "Chetwoods - Hazard Analysis and Design Risk Assessment" and/or drawings. The full project design team comprehensive set of hazard management procedures are available from the Principle Designer appointed for the project.



P2	Annotations Amended	06/02/20	SM/NH
P1	FIRST ISSUE	05/02/20	SM/NH
Rev	Revision Description	Date	Author/Reviewer

**PRELIMINARY**

32 Frederick Street, Birmingham, B1 3HH +44 (0)121 234 7500 www.chetwoods.com



Project

UNIT 1  
 OMEGA WEST WARRINGTON

Client

OMEGA ST HELENS LTD / T.J.MORRIS LTD

Drawing Title

UNIT 1  
 SUBSTATION FENCING PLAN  
 INFRA DWG 24

Scale Size Drawn Checked Date

VARIES A1 SM NH 05/02/2020

Project Originator Zone Level Type Role Number Rev

4150 CA 00 00 DR A 00024 P2