








Figure 9.12  
**Bird Box Locations**  
**– Unit 1 (TJM)**

Omega Zone 8, St Helens

**Legend**


-  Development Boundary (indicative)
-  Unit 1 Boundary (indicative)
-  Bird Box – small hole (e.g. Schwegler 1B 26mm hole)
-  Bird Box – large hole (e.g. Schwegler 1B 32mm hole)
-  Bird Box – Open Fronted
-  Starling Box (e.g. Schwegler 3S)
-  Owl Box (e.g. Schwegler No. 5)

Bird boxes to be positioned at least 2m from the ground (except for open-fronted boxes which require lower positions).

Owl nest boxes to be installed between 4m-6m high.

Same box types should be positioned ~50m apart.

All boxes to be placed on northern side of the brook. All bird boxes should be installed with the presence of an ecologist to ensure suitable placement.



Drawings are diagrammatic and not to scale. Refer to architect drawings for exact measurements



**Drawing No.: 16903-12ES\_C**

Revision Dates			
A	B	C	D
11/12/19	16/12/19	18/12/19	

the **ecology Practice**

0845 602 3822  
 www.ecologypractice.co.uk